

LEVER switch

Surface mount Type
(3-direction operation Thin type)

MODEL NO.
1305 Series



Features

- Lever and push operation type lever switch.
- Feedback for push and side action.
- Compact size allows high-density components mounting.
- With guide boss structure.

Applications

- Compact, portable units.
- For selecting modes of digital camcorders, digital cameras.
- Mobile devices such as PDA, mobile phones.
- Operating signal input switches, etc.



Main Specifications

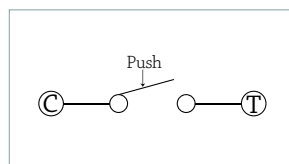
Rating	10mA 5V DC	
Travel	0.9mm Min.	
Operating temperature	-20°C ~ 70°C (45% ~ 85% RH)	
Operating Force	Lever portion : 70gf	Push portion : 200gf
Operating Life	100,000 Cycles	

Subsidiary Production Code

Code number	Operating direction	Lever type	Guide Boss	Drawing
1305	Horizontal	W-Lever	With	1
1305A		A-Lever		2

Circuit Diagram

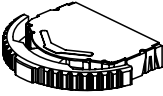
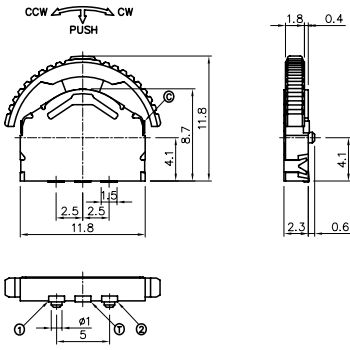
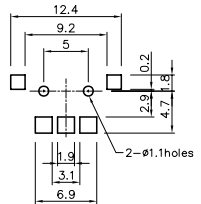

Push Portion



Lever Portion (Code Table)

Angle	25°	18°	0°	18°	25°
Terminal ①	—	—	—	—	—
Terminal ②	—	—	—	—	—
Terminal ③	—	—	—	—	—

CCW ← → CW

No.	3D	Dimension Type	P.C.B pattern dimension
1		<p>Unit : mm</p> <p style="text-align: center;">1305</p> 	
2		<p>Unit : mm</p> <p style="text-align: center;">1305A</p> 